

**7 A** 6/12V  
**BATIUM 7/12**

024496  
024557

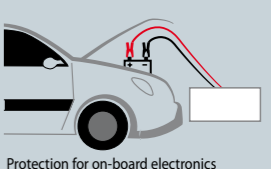
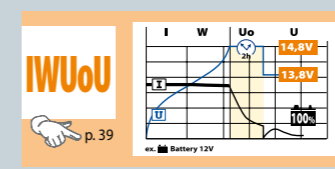


**7 A** 6/12/24V  
**BATIUM 7/24**

024502  
024625

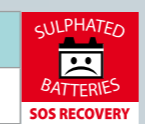


SMART CHARGERS AUTOMATIC



**15 A** 6/12V  
**BATIUM 15/12**

024519  
024632



**15 A** 6/12/24V  
**BATIUM 15/24**

024526  
024588

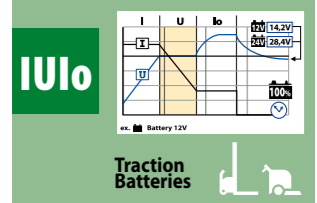
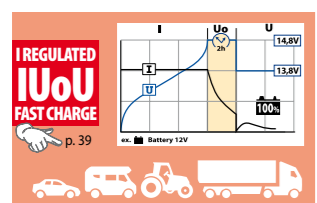
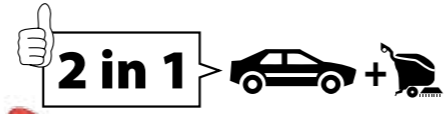


**25 A** 6/12/24V  
**BATIUM 25/24**

024533  
024618



Specific charge  
Traction batteries



Fuse X10  
15A (BATIUM 7/12 & 7/24)  
054493

30A (BATIUM 15/12 & 15/24)  
054523



	50 / 60 Hz	W	A	CHARGE					Fuse	Dimensions	Weight	SOS RECOVERY		
				Reg	Efficace / RMS	Moyen / Average (EN 60335)							boost	
						Reg 1	Reg 2	Reg 3						
<b>BATIUM 7/12</b>	024496 024557	230V	105W	6/12V	2	11 A	3 A	—	—	7 A	15 A	21 x 34 x 13 cm	4,8 kg	—
<b>BATIUM 7/24</b>	024502 024625	230V	210W	6/12/24V	2	11 A	3 A	—	—	7 A	15 A	21 x 34 x 13 cm	5,7 kg	—
<b>BATIUM 15/12</b>	024519 024632	230V	225W	6/12V	3	22 A	7 A	10 A	—	15 A	30 A	21 x 36 x 14 cm	5,9 kg	•
<b>BATIUM 15/24</b>	024526 024588	230V	450W	6/12/24V	3	22 A	7 A	10 A	—	15 A	30 A	21 x 36 x 14 cm	8,5 kg	•
<b>BATIUM 25/24</b>	024533 024618	230V	1150W	6/12/24V	3	37 A	7 A	15 A	25 A	—	—	28 x 42 x 23 cm	13,4 kg	•

Recommendation	Voltage		Capacity	Vehicle Types											
	6V	12V		Tractor	Car	Van	Truck	Excavator	Trailer	Truck	Truck	Truck			
<b>BATIUM 7/12</b>	6V	12V	15 > 130 Ah	—	—	—	—	—	—	—	—	—	—	—	—
<b>BATIUM 7/24</b>	6V	12V 24V	15 > 130 Ah	—	—	—	—	—	—	—	—	—	—	—	—
<b>BATIUM 15/12</b>	6V	12V	35 > 225 Ah	—	—	—	—	—	—	—	—	—	—	—	—
<b>BATIUM 15/24</b>	6V	12V 24V	35 > 225 Ah	—	—	—	—	—	—	—	—	—	—	—	—
<b>BATIUM 25/24</b>	6V	12V 24V	35 > 180 Ah	35 > 180 Ah	—	—	—	—	—	—	—	—	—	—	—